

01. Information

Sever Information ~ General Information ~ Job Information

- Server Information

- 📄 Official Links
- 👤♂ Staff Team
- 📄 Server Rules
- 📄 Thread - ENG
- 📄 Changelog
- 📄 Donations
- 📄 Ticket System

- General Information

- 📄 How to start
- 📄 Beginner Quest
- 📄 Legion Menu
- 👤♂ Legion Shop NPC
- 👤♀ Legion Quest NPC
- 📄 Item Upgrade System
- 📄 Mark skill Upgrader
- 📄 Plus & Blues on Hero/Devil/Angel
- 👤♂ Hero Title & Hero Devil
- 📄 Special Flag Upgrader
- 📄 Schedule
- 📄 Alchemy Rates
- Swords of Legion

- Job Information

- 📄 Job Level
- 📄 Job Suit Level

- Job-Ranking
- Legion-scroll
- Wanted Buff

Server Information

[Links](#) ~ [Staff-Team](#) ~ [Server-Rules](#) ~ [Thread](#) ~ [Changelog](#) ~ [Donations](#) ~ [Ticket-System](#)

Server Information

Official Links



Official Website: [Visit](#)

Register: [Start your journey now](#)

Facebook: **[Check our Facebook-Page](#)**

Discord: **[Join our Discord-Server](#)**

Youtube: **[Visit our Youtube-Channel](#)**

Legion Wiki books: **[Legion Wiki books](#)**

English-Thread:

elitepvpers: **Coming soon**

gamepvps: **[Click to Read](#)**

srocave: **[Click to Read](#)**

Turkish-Thread:

Coming soon

♂ Staff Team

Staff team positions with a members names (and known languages)

Developer / Super Administrator:

Kesatas (English)

Dejavu (English)

Game Master:

Mawy (Spanish / English)

Game Assistant:

Lysko (Gernam / English)

Cenky (German / Turkish / English)

Watari (Spanish / English)

Genan (Portuguese / English)

Event Maker:

Black (Arabic / English)

Supporter:

DumpyChuckle (Arabic / English)

Chernobyle (Arabic / English)

Decho (German / English)

DizKonnct (English)

Jerre (Spanish / English)

Juls (Spanish / English)

Kitera (Portuguese / English)

Zeyra (Turkish / English)

Streamer:

-

Listed above are the **ONLY** Legion Staff Members.

Beware of Fake-Names!

We also work with some trusted Players. These can also be recognized by their title.

Trustworthy:

Xp3rT

Sir_Elias

Kaax

SmileIamHere
ReaLiTYCheck
xSephyrio
__INSANE__

☐ Server Rules

The following are the **Legion Server-Rules**.

Please read carefully and always follow them. The Rules can be changed by the GM when it is necessary.

Behaviour-Rules

01. You are **not allowed** to harass, curse threaten or be racist (also anything related to religion beliefs) to anyone in globals and general chat. This also includes racist character names, pet names, and guild names.
02. You **will follow** the instructions of GMs, GAs, Event Makers, and Supporters.
03. You are **not allowed** to impersonate any Legion staff members.
04. You are **not allowed** to enforce the rules that we have placed. If you see someone not following the rules, you can report it to a Staff-Member.
05. You are **not allowed** to spam and insult any Legion staff member.
06. You are **not allowed** to abuse any sort of bug.
07. You are **not allowed** to advertise any website, services, racism, pornographic, or any thing of that nature in our game, Facebook page, and discord.
08. Keep the Global-Chat in **english only**. Exception for speaking in your native language is to recruit members.

General-Rules

09. Chargeback is **prohibited**.
10. www.LSRO.eu is our **ONLY** Website.
11. We **don't sell** anything to any players besides Legion Points. It is the ingame currency used to buy things from the item mall.
12. Selling and/or buying anything from other players for any real life currency is **not allowed** and will lead to a permanent ban. We have zero tolerance for this rule.
13. Ingame Bot selling or buying is **not allowed** and will be considered as selling/buying for real cash.
14. Posting your number in a stall or global, it be also considered as selling/buying for real cash.
15. You **will not** attempt to interfere or hack into our websites/servers.
16. Characters with names pretending to be anyone and or replication anyone from the staff team will be **deleted permanently**.
17. You are able to open up to 6 Characters at the same time, Proxy and VPN is **not allowed**.
18. We are **not responsible** for scammed items. It is your responsibility to use a Event Maker,GM, GA, Supporter, or a Trustworthy player as a middleman.
19. You are **not allowed** to enter Battle Arena, Job Arena, Capture the flag and all other events, with more than one Character.

- 20. Joining Fortress War/Job wars with more than one Character is **not allowed**.
- 21. Botting at unique spawn points is **not allowed**.
- 22. Botting in PvP and Job mode is **not allowed**.
- 23. Giving full char items to another player (for the Pvp-Events, etc.) or share info is **not allowed**.
- 24. Disrespect and ignore Supporters globals is **not allowed**.

Pvp- & PK-Rules


- 25. Using own other Chars to buff your main character while PvP, PK, and Job is **not allowed**. All involved Characters must wear PvP cape and/or Job-Suit and must be outside of the safe zone.
- 26. PKing at uniques, unique events, and unique spawn points is **not allowed**, except Jupiter Room and Garden.
- 27. PKing a trade is **not allowed**.
- 28. PK inside Styria Room is **not allowed**.

Job-Rules:

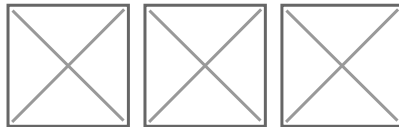
- 29. Job cheating is **not allowed**. Any character in the top 5 that's level 125 or below will be considered a cheater as it's impossible to take top 5 without at least being level 140.
- 30. Tracing your Transport-Pet with a Hunter or Thief and Auto-Attacking with a bot is **not allowed**.
- 31. Tracing a Trade as Thief/Hunter or following a Trade as civil Character is **not allowed**.
- 32. Waiting for a Trade at a Teleport spawnpoint is **not allowed**.
- 33. Its forbidden to have Hunters/Traders and Thieves in the same Guild. The Guild has to choose between Hunter/Traders or Thieves.
- 34. Every Character who stands AFK at any Bridge, Teleport or Gate will be considered as spy and will be **sent to prison**. Spying is **not allowed**!
- 35. The Guild and Union has to choose between Hunter/Traders or Thieves. Having different jobs inside a Union is **not allowed**.
- 36. Staying active with Hunter, Trader / Thief to spy other guilds its **not allowed**.
- 37. Any kind of **help** between Hunters or Thieves (at any kind eventand jobwars) is **forbidden**. Any char involved in this situtation will be sent to Prison.
- 38. Not knowing the rules is **not an excuse**.
- 39. The rules above are subject to change according to the GM's decision/likings. Your job is to make sure you're up-to-date with the server-rule changes.

We will notify in-game and on Discord if the rules have been changed.

☐☐ Thread - ENG



Welcome to **Legion Online**



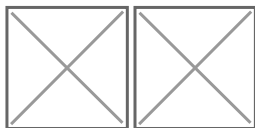
Unique hunting? Jobbing? Pvp? Balanced Builds?

What ever you are searching for! Legion Online is a long-term server with **classic gameplay, modern features** and **continious updates!**

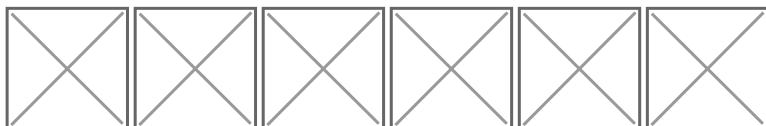
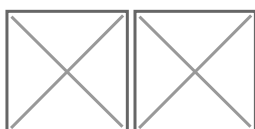
Let yourself be inspired and [start your journey on Legion Online!](#)

- many private servers came and went, **Legion stayed online** -

2016 we decided to create a Server without major changes that affect the gameplay. Over time, great features were added that make Legion a distinctive server.

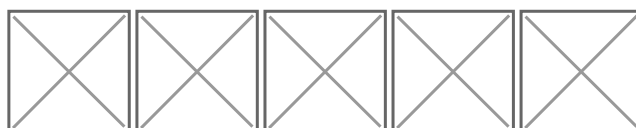


..will brings a lot of fun for a long time and always something to do - a real long-term Server.



*Because there are players in other timeszones, we decided to make the Unique Events twice on each day.

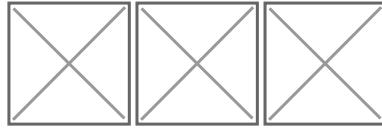
Doesnt matter if you are a real **Unique-Hunter** or if you prefer go **trading, robbing** Trades or to enter **Job-** and **Fortress-Wars**. Even if you just want to hang out with Friends for some **Pvp**, we got the perfect Place for you all!



Because **jobbing** makes up a large part of the game, there are also **new innovations** here:




Of course, our **Unique fans** shouldn't miss out either

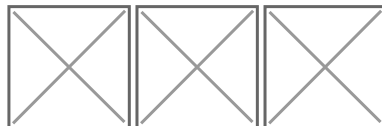


As you can see, there are tons of opportunities to have **fun** with friends, **old and new**.

Due to the **comprehensive** and **unique** game-system, Legion Online is and remains the **best long-term** Server **ever**!





If that still leaves you unimpressed, what about that:



Become one of us, become a real **Legion-nair**!

We look forward to see you **ingame**, welcome to **Legion Online**

Start your journey **now**



Changelog

Changelog 23/12/2023

- Hidden Magic orb by default. Its possible to open by click magic orb icon near
- Preview glow/avatars doesnt require alt press anymore, only mouse right click
- Add Christmas Rudolph spawns in whole open world map. Drop santa bags possible to exchange in so-ok
- Added snowball skill (It will be removed after event finish)
- Added Frozen glow, limited sale to 08.01.2024
- Disabled in Tower Defense : Body Blessing, Body Deity, Soul Blessing, Soul Deity
- Towers Defense: improve AFK detect
- Add CTF/BA Afk detect feature
- Disable chatting in CTF/BA
- Trade Route Event: now npc thieves lose health every few seconds
- Trade Route Event: duration time increased to 40 minutes
- China Imbules duration up to 15 sec
- Opened Special Goods
- Change Roc Slayer title to orange color
- Christmas decoration
- Elementary uniques drop 10 AC
- Add Elementary Uniques to Legion Menu > Uniques
- Fixed negative max level in Forming party window
- Add Santa Claus, spawn in random open world map places with notice contains continent name

Changelog 13/02/2024

- Added Glow Rose (available till: 28.02.2024)
- Added Glow Skin Yellow (available till: 28.02.2024)
- Removed Christmas monsters & decoration
- New feature auto skill & mastery learn
- Guild names are visible in job now
- Reduced "Ultimate Smash" Fear chance and increased skill cooldown
- Life Control cast time reduced
- Tower Defense added schedule about 2 AM
- Closed Hotan Fortress
- Opened Bandit & Constantinople Fortress
- Rebuild Honor system:
- We added interface to preview Honor statistics in Legion panel
- New Silver Honor Buff for 7days (+ 5Str/int + 2% dmg)
- Gold Honor reset now every 14 days
- Valentine 2024 with Buff (+5000 HP/MP , +2% Luck)

Donations

We do **not sell** any Items, Gold or Arena Coins!
You will receive **Legion Points (Silk)** for your donation.

Your character needs to be Level 120 or above to see the donation-option on our Website,
www.LSRO.eu

Donate Options:

Option 1:

You can donate via ePayouts.

--> Login at the Website and click to "User panel" --> "Donate"

Option 2: (not on the Website)

You can donate via PayPal.

50 Euro = 7.500 Silk

100 Euro = 15.000 Silk

--> use the "**Friends and Family**" option :alarmred:

--> **add your ID** (ID = Username, NOT Charname) to the payment description :alarmred:

--> the minimum amount is **50 Euro**

Send the money to:

kesatas1@yahoo.com

Your **Legion Points (Silk)** will be delivered within 24h.

Server Information

Ticket System

- How to use

General Information

How to start

Welcome to **Legion Online**

To start your Legion journey you first need to create an account on the website
<https://lsro.eu/?page=register>.

After that, you need to download the server at <https://lsro.eu/?page=download>

When installing the game, pay attention that some errors may occur, but it is nothing serious, if necessary, check this video:

How to fix **Anti-Virus** deleting Legion SRO (or files): -->
<https://www.youtube.com/watch?v=RgJGZk4MICM>

Now that you are able to log in and adventure into the server, let's look at some basic information:

Our official YouTube channel is Legion Gaming:
<https://youtube.com/@LegionGamings?si=IKUdaSJZ9bD2pynJ>

What is Legion Online: Legion Online is a silkroad private server, stable and long term server, with more than 8 years online, so you don't need to rush to get full, just patience and dedication. In addition, the best way to ask questions is to contact support in the game or on DISCORD, where there is also a lot of information about the game.

Items go up to +18 without advanced and +22 with advanced which is bought on average 300/350SILKS each. Don't be scared by the plus number, you'll see that it's not that hard to get.

What is a full char in Legion: you will need to have a SET and WEAPONS full +22 LEGION, with 30 LEGION SKILLS (mark skill), as well as the DEVIL HERO full blue (quest). In addition there is the job level (maximum 27), the job suit (maximum lvl 6) and the FLAG ROC level 3.

How to get a full char in legion: To do so, you will need to farm your items, there are some options such as you can donate and buy items from players with silks, for example, or make your own items yourself, such as farming items, stones, doing alchemy, farming legion points, doing trades, etc . If you want some tips, pay attention to this guide.

Beginner Quest

ATTENTION for the Beginner Quest: After reached level 140, to start your farm Legion server provides gear 15dg sun +10 (complete set, shield and weapon) which are enough to start. These items cannot be sold in stalls, transferred via exchange or placed in the storage. They are just so you can farm. For more information, watch this video: <https://www.youtube.com/watch?v=Oo-iY7xBloY>

Legion Menu

The Legion Menu can be accessed through the icon on the top right of the screen and through it you can:

- in "titles" change your titles and quest "icons" that appear next to your title;
 - in "achievements" access the list of achievements quests (it is through these quests that you can farm silver coins and increase your job level);
 - in "schedule" access the time of events;
 - in "shop" access the shop to buy items for Event Points, such as job suits, arena coins, flowers, silver coins, 3* and 4* FGW portal and the flag update scroll;
 - in "events" register for deathmatch and tower defense events;
 - in "honor" you can see the progress of the daily (bronze), weekly (silver) and fortnightly (gold) honor buff quests;
 - in "uniques" you can access the list of the status of the uniques, whether they are alive or dead and the time of each act;
 - in "job exchange" the experience obtained in the job is exchanged for GOLD COINS;
- Furthermore, through the legion menu you have access to external links, such as the legion discord, website, Facebook, YouTube.



☐☐♂ Legion Shop NPC

The Legion Shop NPCs are located in Constantinopolis (near the teleport portal), Jangan (between the south gate and the npc trade) and North Alexandria (near the teleport portal).

Through it you can buy avatar dress, hat and attach, as well as glows (special glows for weapons).

Furthermore, you can buy pet grabs (to collect items), fellow pets, special items such as devil S, sabukan jewel, 20% scroll of absorption, 20% scroll of attack, arena coins for gold, legion scroll, upgrade scroll of 13dg to 14dg moon and sun, upgrade scroll from 14dg sun to 15dg moon and sun, fgw 1* portal, job delay remover, guild remover, random titles box, super scroll 100% attack rate, super scroll 100% parry rate, swords of the legion buff, hero spirit gender switch, special roc flag (9str/9int), grabpet inventory expansion and special flag upgrader (for levels 2 and 3 of the roc flag).

Finally, it is also possible to buy job pets, job level increase, suit upgrade scroll, suit legion upgrade scroll and master of legion suit upgrader.



☐♀ Legion Quest NPC

The **Legion Quest Manager Npc** is located in the Hotan teleport and through it you can access quests such as: **Beguiner Set** (which provides you with basic items with the power of 15dg + 10 sun to start your farm); **Garden Uniques Quest** (repeatable quest with reward: 1 special box); **Flame Monster Quest** (can only be done once and the reward is 1 special box); **Hero Quest** (the most important quest on the server, which will provide you with the HERO title and special upgrade scroll that transforms angel or devil spirit into HERO spirit); Daily **Elementary Uniques Quest** (repetitive quest with reward: gold coins). And eventually access to special event quests.



Item Upgrade System

First, you need to understand that to get 14dg moon/sun and 15DG moon/sun items you need to convert 13DG sun itens with itens from LEGION SHOP NPC. For. 14dg moon you spend 300AC and 14dg sun plus 300AC, for 15 dg moon 600AC and then for sun plus 600AC, total to make 15dg sun = 1800AC.

To use the scrolls you need to place the item you want to convert in the first inventory slot and then use the scroll, you need to follow the correct sequence, such as transforming first 14dg moon, then 14dg dg sun, with the scrolls named "item upgrader " and then in 15dg moon and then in 15dg sun, with the scrolls named "super item upgrader".

General Information

Mark skill Upgrader

How to create **Mark Skill Upgrader**: --> <https://www.youtube.com/watch?v=7UBBCx46CRk>

☐ Plus & Blues on Hero/Devil/Angel

It is possible to put blues in the devils, through specific stones, you can obtain through the skull farm in the sky temple or by dropping in certain uniques such as BONE SLAYER ROC (spwan every day at a specific time) and GM UNIQUES (these only in events), as well as can come from a reward when opening a special box.

If you do it through a skull farm, for every 100 skulls of each type (4 in total), you can make a stone. You can farm skulls from temple stones in SKY TEMPLE.

Alchemy with **Devil/Angel/Hero** **Spirit:** -->

<https://www.youtube.com/watch?v=8jPa8qt3N7Q> + <https://www.youtube.com/watch?v=lJw02Stki-8>

What provides Hero Devil max plus (+10): atack/Hp/Mp 35%

What each devil stone provides:

Str 3 (use magic stone of STR)

Int 3 (use magic stone of INT)

Hp 1700 (use magic stone of stamina)

Mp 1700 (use magic stone of magic)

Block Rate 1 (use magic stone of penetration)

Critical 1 (use magic stone of discipline)

Dmg Inc 100% (use devil spirit magic stone)

☐☐♂ Hero Title & Hero Devil

With this quest, in addition to the title "Hero", you get a superior devil spirit, which provides 35% attack and HP/MP, 5% more than normal. How to finish the **Hero Quest**: --> <https://www.youtube.com/watch?v=OBieNZTRiz8>

Special Flag Upgrader

Flags are avatar accessories that give additional blues, such as STR and/or INT. You can get it by opening special box blues ROC or GDF flags with 0,3, 5, 7 and 9 of STR or INT. Or you can buy the ROC FLAG at the legion shop for the price of 50k AC, which has the blue 9 int and 9 str. In addition, it is possible to level up to level 3 this flag purchased at the legion shop. For level one you need to buy the flag update item which costs 4k EP. For the other levels it is necessary to buy twice the item sold in the legion shop for

40k AC each. How to make the **Level 3 Roc Flag:** -->

<https://www.youtube.com/watch?v=10BKw2l10u0>

Schedule

Completely Schedule of Legion Online

00:00 - 00:59 Servertime

- 00:00 - Daily Reset
- 00:00 - Capture the Flag - Registration
- 00:00 - Deathmatch - Registration
- 00:00 - Capture the Flag - Start
- 00:00 - Deathmatch - Start

01:00 - 01:59 Servertime

- 01:00 - Bone Roc appears
- 01:00 - Dancing Clown

02:00 - 02:59 Servertime

- 02:00 - Titan Unique Invasion
- 02:00 - Tower Defense Event - Registration
- 02:00 - Capture the Flag - Registration
- 02:10 - Tower Defense Event - Start
- 02:10 - Capture the Flag - Start
- 02:30 - Isis & Anubis appear
- 02:30 - PvP Events (Wednesday, Friday) - Registration

03:00 - 03:59 Servertime

- 03:00 - PVP Events (Wednesday, Friday) - Start
- 03:00 - Unique Event (Tuesday, Thursday, Saturday)

04:00 - 04:59 Servertime

- 04:00 - Neith & Selket Gates open
- 04:00 - Deathmatch - Registration
- 04:00 - Deathmatch - Start

05:00 - 05:59 Servertime

05:00 - Job Arena - Registration
05:00 - Dancing clown starts dancing
05:00 - Titan Unique Invasion
05:00 - Haroeris appear
05:00 - Capture the Flag - Registration
05:10 - Job Arena - Start
05:10 - Capture the Flag - Start

06:00 - 06:59 Servertime

06:00 - Safe Trade Route Event - start
06:40 - Safe Trade Route Event - end

07:00 - 07:59 Servertime

- Nothing

08:00 - 08:59 Servertime

08:00 - Battle Arena Score - Registration
08:10 - Battle Arena Score - Start
08:30 - Isis, Anubis, Selket & Neith appear

09:00 - 09:59 Servertime

- Nothing

10:00 - 10:59 Servertime

10:00 - Titan Unique Invasion
10:30 - BeakYung the white Viper (Medusa) appears

11:00 - 11:59 Servertime

11:00 - Haroeris Gates open

12:00 - 12:59 Servertime

12:00 - Capture the Flag - Registration
12:00 - Trade Route Event - Start
12:10 - Capture the Flag - Start
12:30 - Selket & Neith appear
12:40 - Trade Route Event - End

13:00 - 13:59 Servertime

- Nothing

14:00 - 14:59 Servertime

14:00 - Titan Unique Invasion

14:12 - Capture the Flag - Registration

14:22 - Capture the Flag - Start

14:00 - Isis & Anubis appear

15:00 - 15:59 Servertime

15:00 - Black Dragon appears

15:00 - Dancing clown starts dancing

16:00 - 16:59 Servertime

16:00 - Battle Arena Score - Registration

16:00 - Ghost Hunting Event

16:10 - Battle Arena Score - Start

16:30 - Neith & Selket Gates open

17:00 - 17:59 Servertime

17:00 - Blue Dragon appears

17:00 - Haroeris appears

17:00 - Special trader shops with Bergain goods - Start

17:00 - Special trader shops with Bergain goods - End

18:00 - 18:59 Servertime

18:00 - Titan Unique Invasion

18:00 - Capture the Flag - Registration

18:00 - Trade Route Event - Start

18:00 - Weekly Reset (Friday)

18:10 - Capture the Flag - Start

18:40 - Trade Route Event - End

19:00 - 19:59 Servertime

19:00 - Job Arena - Registration

19:00 - Alchemy Event - Start

19:10 - Job Arena - Registration

19:30 - Alchemy Event - End

20:00 -20:59 Servertime

20:00 - Battle Arena Score - Registration
20:00 - Special trader shops with Bergain goods - Start
20:00 - ZOMBIE Invasion - Start
20:00 - Deathmatch - Registration
20:10 - Battle Arena Score - Start
20:10 - Deathmatch - Start
20:30 - Special trader shops with Bergain goods - End
20:30 - Isis, Anubis, Selket & Neith appear

21:00 - 21:59 Servertime

21:00 - ZOMBIE Invasion - End
21:00 - Dancing clown starts dancing
21:00 - Fortress War - start (Sunday)

22:00 - 22:59 Servertime

22:00 - Tower Defense Event - Registration
22:00 - Titan Unique Invasion
22:00 - Capture the Flag - Registration
22:00 - Behemoth (Job) appears
22:10 - Capture the Flag - Start
22:10 - Tower Defense Event - Start
22:30 - PvP Events (Monday, Wednesday, Friday) - Registration

23:00 - 23:59 Servertime

23:00 - Unique Event (Tuesday / Thursday / Saturday)
23:00 - Haroeris appears
23:00 - PvP Events (Monday, Wednesday, Friday) - Start

The Schedule-list above may not be complete. If you find anything missing, feel free to pm one of the Staff-Members.

Alchemy Rates

Those Rates Are Only With Lucky Powder .

From 1 >> 4 Rate 100%

From 5 >> 8 Rate 70%

From 9 >> 12 Rate 30%

From 13 >> 16 Rate 15%

From 17 >> 18 Rate 7%

Those Rates Will Get Increased Only With Those 3 steps.

1. IF You Have (Premium +) You Will Get Additional >>> 10% Luck.
2. IF You Have (Avatar Full Lucky) You Will Get Additional >>> 4% Luck.
3. IF You Use (Magic Stone OF Luck) You Will Get Additional >>> 4% Luck.
4. IF You use suit buff (lvl 5 or 6) You Will Get Addition >>> 1% Luck.

.

General Information

Swords of Legion

Swords of legion is an item you buy that buffs your char for 7 days.

It gives you 2% Physical Damage

2% Magical Damage

5000 HP Increase

5000 MP Increase

and it costs 2000 Arena coins

10 gold coins.

and 1B Gold.

Job Information

Job-Level ~ Job-Suit-Level ~ Ranking

Job Level

Description: Server for you can use different levels of job suits and also to obtain a greater number of GC per day. Maximum job level is 27.

How many GC per day:

Job lvls 1-7 = 5 GC Max Daily

Jobs lvl 8-11 = 8 GC Max Daily

Jobs lvl 12-14 = 9 GC Max Daily

Jobs lvl 15-17 = 10 GC Max Daily

Jobs lvl 18-20 = 11 GC Max Daily

Jobs lvl 21-23 = 12 GC Max Daily

Jobs lvl 24-26 = 13 GC Max Daily

Job lvl 27 = 14 GC Max Daily

How can upgrade job level: Each level needs 15 Gold Coins (GC) and 3 Silver Coins.
You can check this video: <https://www.youtube.com/watch?v=FT3MZQa03NM>

☐☐ Job Suit Level

Description: Each level of the special job suit provides different buff powers. Such as: Level 3 provides 5% ATTACK/ABS ETC and you need to be level 7 at job; level 4 provides 7% or 8% (I don't remember) and you need to be level 10 at job; Level 5 provides 10% ATTACK/Def +1% LUCK in alchemy and you need to be level 20 at job; and level 6 provides 11% ATTACK/DEF +1% ALCHEMY and you need to be level 27 at job. Need to correct the information.

How to level up or upgrade suit job: up to level 3 it costs 2k ac each level, from level 4 to 5 it costs 150GC each and to level 6 it costs 300GC and 50 copper coin (obtained with job temple uniques, for example).

How to buy SPECIAL SUITS: buying from players with silks or arena coins or per Event Points.

Job-Ranking

Staying in the top 10 weekly rank job (1st = 300 EP, 2nd = 200 EP, 3rd = 100 EP, 4-10 = 50 EP);

Staying in the top 10 JOB rank daily = 1st 50 EP, 2nd = 40 EP, 3rd = 30 EP, 4-10 = 10 EP);

Legion-scroll

Description: is an item that increases the item's power/defense by +2 when the set is completed, like the 11DG EGY in iSRO.

How to get or obtain: You can buy it from legion npc for 150 Gold Coins (gc) and 3k arena coin (AC). Or from players for silk or arena coin.

Wanted Buff

What is wanted buff?

Wanted buff, Is a buff that grants your STR-INT increase and HP and MP Increase.

And there are three levels for wanted buff, and it lasts as till the end of day (00:00) Servertime.

How to get wanted buff?

You can simply get wanted buff with two different ways.

1- You can get wanted from collecting alot of Gold coins from jobbing. (Selling trades as trader, hunter, or thief).

2- By killing your enemy in job mode that has Wanted buff, by killing him you will steal his wanted buff.

Can I lose my wanted buff before daily reset?

Yes, for example, if you have wanted level 3 and an enemy in job mode killed you once, you will lose 1 level from your wanted and it will become wanted level 2.