










02. Items

Currency ~ Exclusive Items ~ Silk Items

- Currency
 - Gold
 - Arena Coin
 - Silver Coin
 - Gold Coin
 - Copper Coin
 - Event Points (EP)
 - Achievement Points (AP)
 - Legion Points (LE) - Silks
- Exclusive Items
 -  Styria Key recipe & Styria Key
 -  Skulls
 -  Jade stones
- Silk Items
 - ♂ Avatars Dresses - Male
 - ♀ Avatar Dresses - Female
 -  Attack Pets
 -  Weapon Glows
 -  Weapon Glows with 16D Skin Changer
 -  Weapon Glows with Egy A Skin Changer
 - Global chatting
- General Items

Currency

Currency

Gold

How to make Gold:

Selling items in stall, such as arena coin, +14 items, silk items.

With job system, with trades.

Arena Coin

Description: It is used to purchase various items in the game, especially most of the items found in the Legion Shop NPC. Additionally, you can buy items from players with Arena Coin. As well as selling them for gold or silks.

How to obtain ARENA COIN:

- **Selling items** for AC (with exchange);
- **HOLY WATER TEMPLE (DIRECT TP VIA HOTAN):** HWT (Holy Water Temple) as everyone or most know is the Alexandria South dungeon, where there are 5 uniques per entry and each unique drops 10 Arena Coin (AC), the full dungeon provides 50 ARENA COIN and is literally easy to do. You can enter twice a day, so it's 100 ARENA COIN. (to give you an idea 1k ac = 240B, so 100 ac = 24B).
At this point, you can do this with up to 6 accounts per day. Per level entrance then you will earn 600 ACs, if you also do the intermediate level, you will earn another 600AC, totaling 1200AC per day just for that, for example.
- **STYRIA CLASH:** You need to get a STYRIA KEY, it costs 300AC on average, with it you can enter the STYRIA CLASH and stay 5 minutes in it, there are several penguins with 1 HP and each one drops 1 ARENA COIN. The best char to do this is ROGUE/ WARLOCK. If you're good, you can get up to 550/600AC in 5 minutes, a profit of at least 250AC.
Watch the video below and you will understand what I mean:
<https://www.youtube.com/watch?v=Ts61J6-qN5w>
- **KILLING UNIQUES:** Normal uniques spawn on average every 20 minutes after being killed, and drop 10 ACs, while titans spawn at specific times and drop 5 ACs. The best character to kill unique is BOW INT with FIRE and LIGHT (In the Legion discord you will find the spawn points and the drop list that are always updated).
- **BUYING AC:** You can buy arena coin with gold at the legion shop (250B each 1k) or from players (average 240b each 1k).
- **FORGOTTEN WORLD (FGW):** with FGW level 3 or level 4 each normal mob drops an AC and the unique main drops one styria key, which you can sell for 300AC. As well as you can farm marks skill to sell for gold or AC.
- **EVENT POINTS:** Exchanging Event Points for arena coin. 1 Event point (EP) = 5 arena coins (AC).

Currency

Silver Coin

Description: Used to purchase items from the Legion Shop NPC, such as an upgrade job level.

How to get or obtain AP: You can only buy silver coins through your Achievements Points (AP).

Gold Coin

Description: It is used to buy Legion Scroll, a special item in the game, and also to buy sword of the legion buff, job penalty remover and guild penalty remover. In addition, it can also be used to purchase a job suit upgrade scroll and also a job level upgrade scroll.

How to obtain gold coins:

- a) job system;
- b) special uniques like Bone Roc Slayer, Job Uniques (Haroeris, Seth, Neith, Selket, Anubis and Isis), Canguros.
- c) Daily Elementary Quests.

Currency

Copper Coin

Description: Used to purchase some items from the Legion Shop NPC, such as a job suit upgrade scroll.

How to obtain copper coin:

- 1- Job uniques like Venefica, Haroeris, Seth, Neith, Selket, Isis, Anubis.
- 2- Special uniques like Geenie and Harrison.

Event Points (EP)

Description: Used to purchase items from the Legion Shop.

WAYS TO FARM EP or HOW TO OBTAIN (EVENT POINTS):

- A) Winning FTW = 200 EP;
- B) DeathMatch event = 11kills = 40 EP;
- C) Tower Defense Event (winner = 100 EP, loser = 30 EP);
- D) Wanted Buff = 10 EP daily;
- E) Staying in the top 10 weekly unique rank and job (1st = 300 EP, 2nd = 200 EP, 3rd = 100 EP, 4-10 = 50 EP);
- F) Staying in the top 10 JOB daily = 1st 50 EP, 2nd = 40 EP, 3rd = 30 EP, 4-10 = 10 EP);
- G) Collecting EP scrolls from uniques like Black and Blue dragon;
- H) Opening special box you have chance to obtain EP scroll (10, 20 and 30 EP);
- I) Exchanging tokens obtained in Battle Arena (10, 20, 30 EP scroll or 30 AC);
- J) Opening the boxes obtained in the DeathMatch and TowerDefense events, there are chances of winnings EP Scrolls;
- K) Participating in the Job Arena (Job DeathMatch).
- L) Referral System (50EP).
- M) Alchemy Event (50 EP 1st and 10 EP for others participants).

Achievement Points (AP)

Description: Used to buy Silver Coins.

How to obtain or ways to get ACHIEVEMENT POINTS (AP). You can only obtain with following quests:

- 1) Daily Random = 2 AP
- 2) Kill 20 different Thieves (Job level more than 10) = 15 AP
- 3) Kill 20 different Hunters (Job level more than 10) = 15 AP
- 4) Kill 20 different Traders (Job level more than 10) = 15 AP
- 5) Kill 15 different type uniques in job mode = 25 AP
- 6) Sell 20000 Goods packages = 25 AP
- 7) Sell 1000 Goods from Hotan in Jangan = 5 AP
- 8) Sell 1000 Goods from Hotan in Thieves village = 10 AP
- 9) Upgrade item to +15 in Job mode 3 times = 5 AP
- 10) Play 10 hours in Job mode = 5 AP
- 11) Play 100 hours in Job mode = 20 AP
- 12) Buy behemoth from NPC = 1 AP
- 13) Win alchemy event in job mode = 5 AP
- 14) Use Upgrade scroll 5 times = 5 AP
- 15) Use Special Upgrade scroll 5 times = 10 AP
- 16) Use Legion upgrade scroll = 5 AP
- 17) Complete Silver Honor Achievements 3 times = 30 AP
- 18) Be Top 10 in Daily Job Ranking 2 times = 15 AP
- 19) Be Top 10 in Weekly Job Ranking = 20 AP

- 20) Exchange daily limit Gold Coins 3 times = 10 AP
- 21) Open Special Box 5 times = 5 AP
- 22) Draw Golden Dragon Flag +9 Int/Str Blue from Special Box = 20 AP
- 23) Go to Sytria = 5 AP
- 24) Win Fortress war 2 times = 25 AP
- 25) Upgrade Job suit 2 times = 5 AP
- 26) Win PVP event = 30 AP
- 27) Kill 20 players in Job deadmatch event = 30 AP
- 28) Join to Deadmatch Job event = 5 AP
- 29) Kill Statue Of Justice = 20 AP
- 30) Reach 15 Job Level = 15 AP
- 31) Kill Player in PK mode = 10 AP
- 32) Upgrade item to +18 = 5 AP
- 33) Kill Bone Roc = 15 AP
- 34) Kill Medusa = 15 AP
- 35) Kill Haroeris = 15 AP
- 36) Win The PVP Tournament = 30 AP
- 37) Event Reward = 30 AP
- 38) Kill Selket 5 times = 10 AP
- 39) Kill Neith 5 times = 10 AP
- 40) Kill Anubis 5 times = 10 AP
- 41) Kill Isis 5 times = 10 AP
- 42) Kill Geenie 1 times = 30 AP
- 43) Kill Harrison 1 times = 30 AP
- 44) Win 2 vs 2 PVP Event = 30 AP

45) Kill one of Job deatmatch unique = 10 AP

46) Kill Seth = 10 AP

Legion Points (LE) - Silks

How to get or obtain Legion Points (LE) - Silks:

A) VOTING FOR DAILY 25 FREE LEGION POINTS (FREE SILKS):

How to vote: You can vote once a day and it will give you 25 silks. To do this, you need to be logged in, type in chat all: **!vote** And then start voting through the website. Access the website, log in, go to user panel, vote for silks and vote for the 7 options. After voting for all, wait a bit and type again in chat all: **!vote** You will receive a message that you have earned 25 silks. You can check better in this video about how to vote: <https://www.youtube.com/watch?v=mXBn20EybwA>

Benefits of voting daily: Voting daily in a month you get around 750 silks, you can use it to buy items like premium, godbless, devil and petgrabress, which will keep you active or else buy other silks items and sell by stall, such as reverse, global and pet trades (the most common). You need to check the stalls to find out the prices.

B) DONATING:

How to donate: Your character needs to be Level 120 or above to see the donation-option on our Website, www.LSRO.eu

Donate Options:

--> **Option 1:** You can donate via ePayouts. --> Login at the Website and click to "User panel"

--> **Option 2** (not on the Website). You can donate via PayPal.

50 Euro = 7.500 Silk

100 Euro = 15.000 Silk

--> use the "**Friends and Family**" option --> **add your ID** (ID = Username to log in, **NOT** Charname) to the payment description

--> the minimum amount for Paypal is **50 Euro**

Send the money to: kesatas1@yahoo.com

Time to receive from Paypal: Your **Legion Points (Silk)** will be delivered within 24h

C) BUYING FROM PLAYER FOR GOLD OR ARENA COIN.

Exclusive Items

Exclusive Items

☐☐ Styria Key recipe & Styria Key

Exclusive Items



Skulls

Exclusive Items

Jade stones

Silk Items

Avatar Dresses ~ Attack Pets ~ Weapon Glows ~ 16D Skins

♂ Avatars Dresses - Male

Avatar Dresses - Female

Silk Items

Attack Pets

Silk Items

☐ Weapon Glows

Silk Items

☐ Weapon Glows with 16D Skin Changer

Silk Items

☐ Weapon Glows with Egy A Skin Changer

Silk Items

Global chatting

General Items